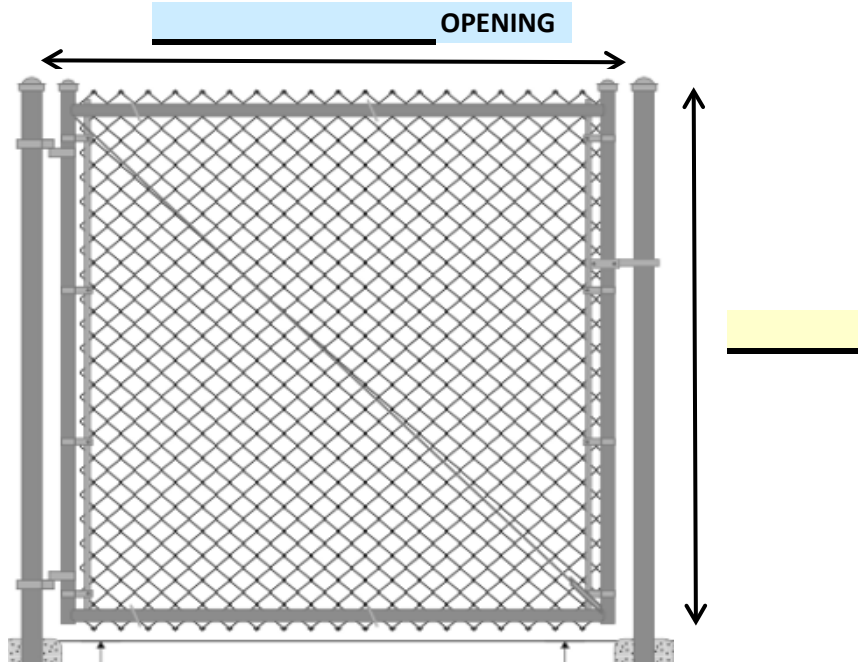




CUSTOMER NAME: _____
 JOB NAME: _____
 TODAYS DATE: _____
 PICK UP DATE: _____



GATE DETAILS - CHAIN LINK SINGLE

FRAME COLOR: GALVANIZED OR BLACK	QUANTITY:	GATE HEIGHT:
FRAME SIZE: 1-3/8" - 1-5/8" - 2"	OPENING WIDTH:	
FRAME ONLY? YES OR NO	HINGE TYPE & SIZE: _____" - RES. / BOX / 180*	
FABRIC FILL COLOR: GALVANIZED _____ BLACK _____ GREEN _____	LATCH TYPE & SIZE: _____"	FORK & COLLAR _____ AUTO LATCH _____ MAGNA ROUND POST _____ STRONG ARM _____
FABRIC GAUGE: 9GA. OR 8GA.	ADD ONS: BARB WIRE / TRUSS RODS / SLATS	

SPECIAL NOTES:	SHOP NOTES:

ACKNOWLEDGEMENT

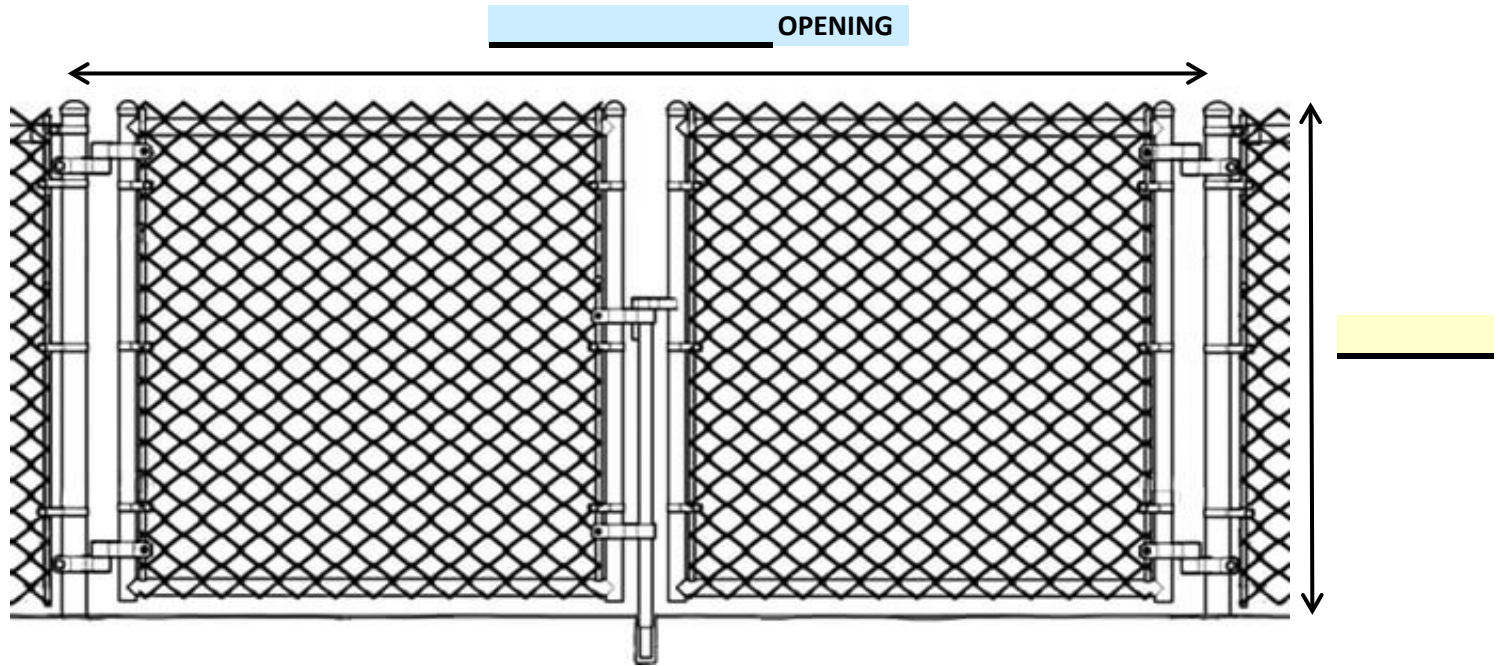
By signing below, you acknowledge and approve the gate described above. This gate is a custom-made item, non-refundable, and may not be returned or cancelled.

CUSTOMER SIGNATURE: _____

DATE: _____



CUSTOMER NAME: _____
 JOB NAME: _____
 TODAYS DATE: _____
 PICK UP DATE: _____



GATE DETAILS - CHAIN LINK DOUBLE DRIVE

FRAME COLOR: GALVANIZED OR BLACK	QUANTITY:	GATE HEIGHT:
FRAME SIZE: 1-3/8" - 1-5/8" - 2"	OPENING WIDTH:	
FRAME ONLY? YES OR NO	HINGE TYPE & SIZE: _____" - RES. / BOX / 180*	
FABRIC FILL COLOR: GALVANIZED _____ BLACK _____ GREEN _____	LATCH TYPE: FORK & COLLAR _____ AUTO LATCH _____ MAGNA ROUND POST _____ STRONG ARM _____	
FABRIC GAUGE: 9GA. OR 8GA.	ADD ONS: BARB WIRE / TRUSS RODS / SLATS	

SPECIAL NOTES:	SHOP NOTES:

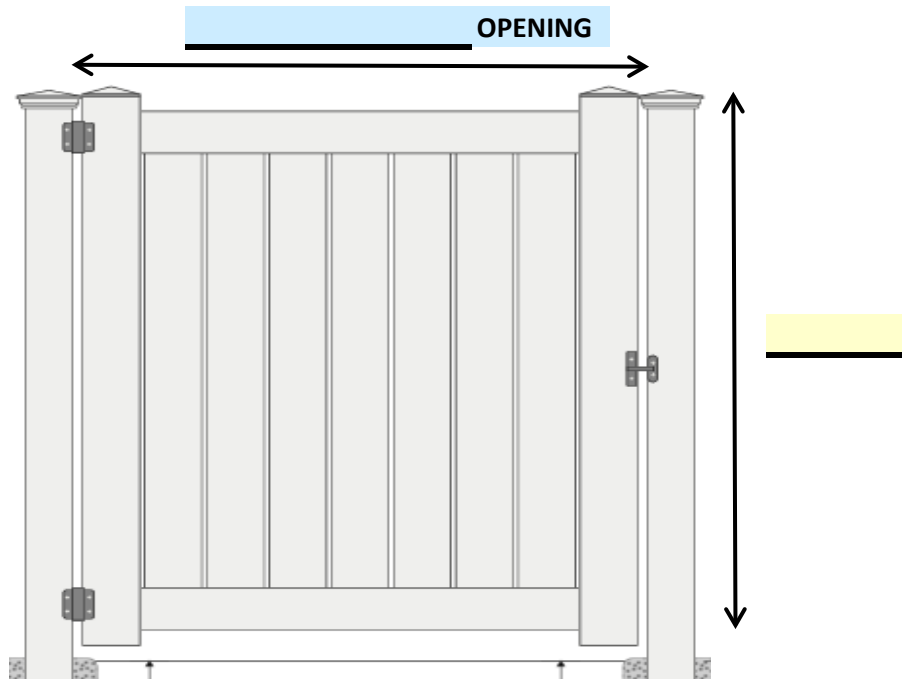
ACKNOWLEDGEMENT

By signing below, you acknowledge and approve the gate described above. This gate is a custom-made item, non-refundable, and may not be returned or cancelled.

CUSTOMER SIGNATURE: _____ DATE: _____



CUSTOMER NAME: _____
 JOB NAME: _____
 TODAY'S DATE: _____
 PICK UP DATE: _____



GATE DETAILS - PVC SINGLE

COLOR: WHITE _____ SAND _____ CLAY _____ GRAY _____	QUANTITY: _____	GATE HEIGHT: _____
	OPENING WIDTH: _____	
	HINGE TYPE: MULTI-ADJUST OR TRU-CLOSE	
IF TWO-TONE: POST & RAIL COLOR - _____ PICKET COLOR - _____	LATCH TYPE: STANDARD LATCH _____ DELUXE LATCH _____ MAGNA LATCH _____	
STYLE: _____	ADD ONS: DROP ROD / GATE HANDLE / GATE STOP	
GATE BRACE? YES OR NO TOP LEFT - BOTTOM RIGHT OR TOP RIGHT - BOTTOM LEFT		
SPECIAL NOTES:	SHOP NOTES:	
ACKNOWLEDGEMENT		
By signing below, you acknowledge and approve the gate described above. This gate is a custom-made item, non-refundable, and may not be returned or cancelled.		

CUSTOMER SIGNATURE: _____ DATE: _____

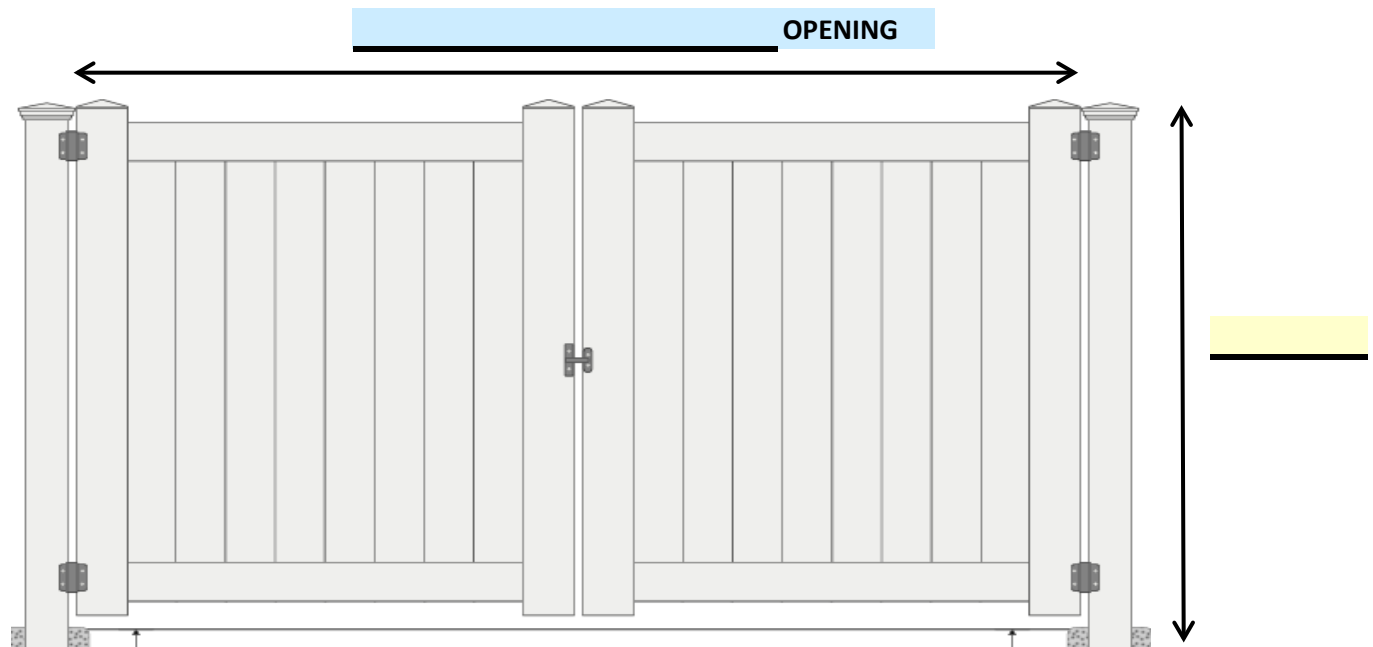


CUSTOMER NAME: _____

JOB NAME: _____

TODAYS DATE: _____

PICK UP DATE: _____



GATE DETAILS - PVC DOUBLE

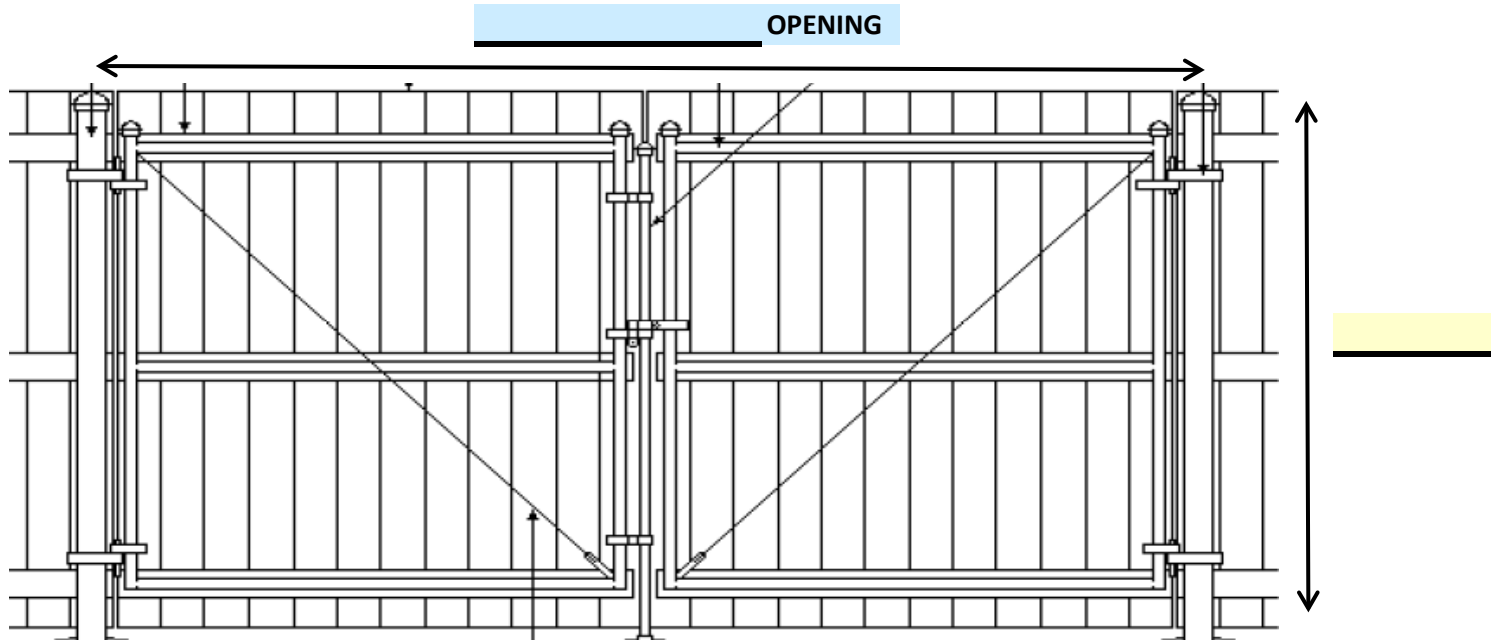
COLOR: WHITE _____ SAND _____ CLAY _____ GRAY _____	QUANTITY: _____	GATE HEIGHT: _____
	OPENING WIDTH: _____	
	HINGE TYPE: MULTI-ADJUST OR TRU-CLOSE	
IF TWO-TONE: POST & RAIL COLOR - _____ PICKET COLOR - _____	LATCH TYPE: STANDARD LATCH _____ DELUXE LATCH _____ MAGNA LATCH _____	
STYLE: _____	ADD ONS: DROP ROD / GATE HANDLE / GATE STOP	
GATE BRACE? YES OR NO TOP LEFT - BOTTOM RIGHT OR TOP RIGHT - BOTTOM LEFT		
SPECIAL NOTES: _____	SHOP NOTES: _____	
ACKNOWLEDGEMENT		
By signing below, you acknowledge and approve the gate described above. This gate is a custom-made item, non-refundable, and may not be returned or cancelled.		

CUSTOMER SIGNATURE: _____

DATE: _____



CUSTOMER NAME: _____
 JOB NAME: _____
 TODAYS DATE: _____
 PICK UP DATE: _____



GATE DETAILS - WOOD ON STEEL DOUBLE

FRAME COLOR: GALVANIZED OR BLACK	QUANTITY:	GATE HEIGHT:
FRAME SIZE: 1-3/8" - 1-5/8" - 2"	OPENING WIDTH:	
FRAME ONLY? YES OR NO	HINGE TYPE & SIZE: _____" - RES. / BOX / 180*	
WOOD STYLE: STRAIGHT D.E. _____ CONVEX _____ CONCAVE _____ B.O.B. _____ OTHER: _____	LATCH TYPE: FORK & COLLAR _____ AUTO LATCH _____ MAGNA ROUND POST _____ STRONG ARM _____	
	ADD ONS: TRUSS RODS / OTHER: _____	

SPECIAL NOTES:	SHOP NOTES:

ACKNOWLEDGEMENT

By signing below, you acknowledge and approve the gate described above. This gate is a custom-made item, non-refundable, and may not be returned or cancelled.

CUSTOMER SIGNATURE: _____ DATE: _____

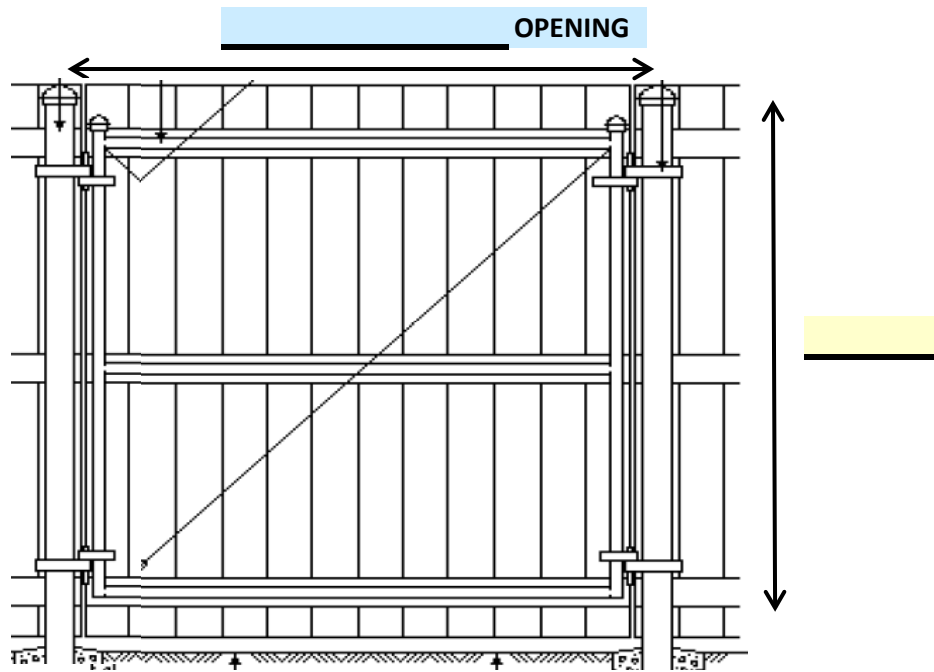


CUSTOMER NAME: _____

JOB NAME: _____

TODAYS DATE: _____

PICK UP DATE: _____



GATE DETAILS - WOOD ON STEEL SINGLE

FRAME COLOR: GALVANIZED OR BLACK	QUANTITY:	GATE HEIGHT:
FRAME SIZE: 1-3/8" - 1-5/8" - 2"	OPENING WIDTH:	
FRAME ONLY? YES OR NO	HINGE TYPE & SIZE: _____" - RES. / BOX / 180*	
WOOD STYLE: STRAIGHT D.E. _____ CONVEX _____ CONCAVE _____ B.O.B. _____ OTHER: _____	LATCH TYPE & SIZE: _____"	FORK & COLLAR _____ AUTO LATCH _____ MAGNA ROUND POST _____ STRONG ARM _____
	ADD ONS: TRUSS RODS / OTHER: _____	

SPECIAL NOTES:	SHOP NOTES:

ACKNOWLEDGEMENT

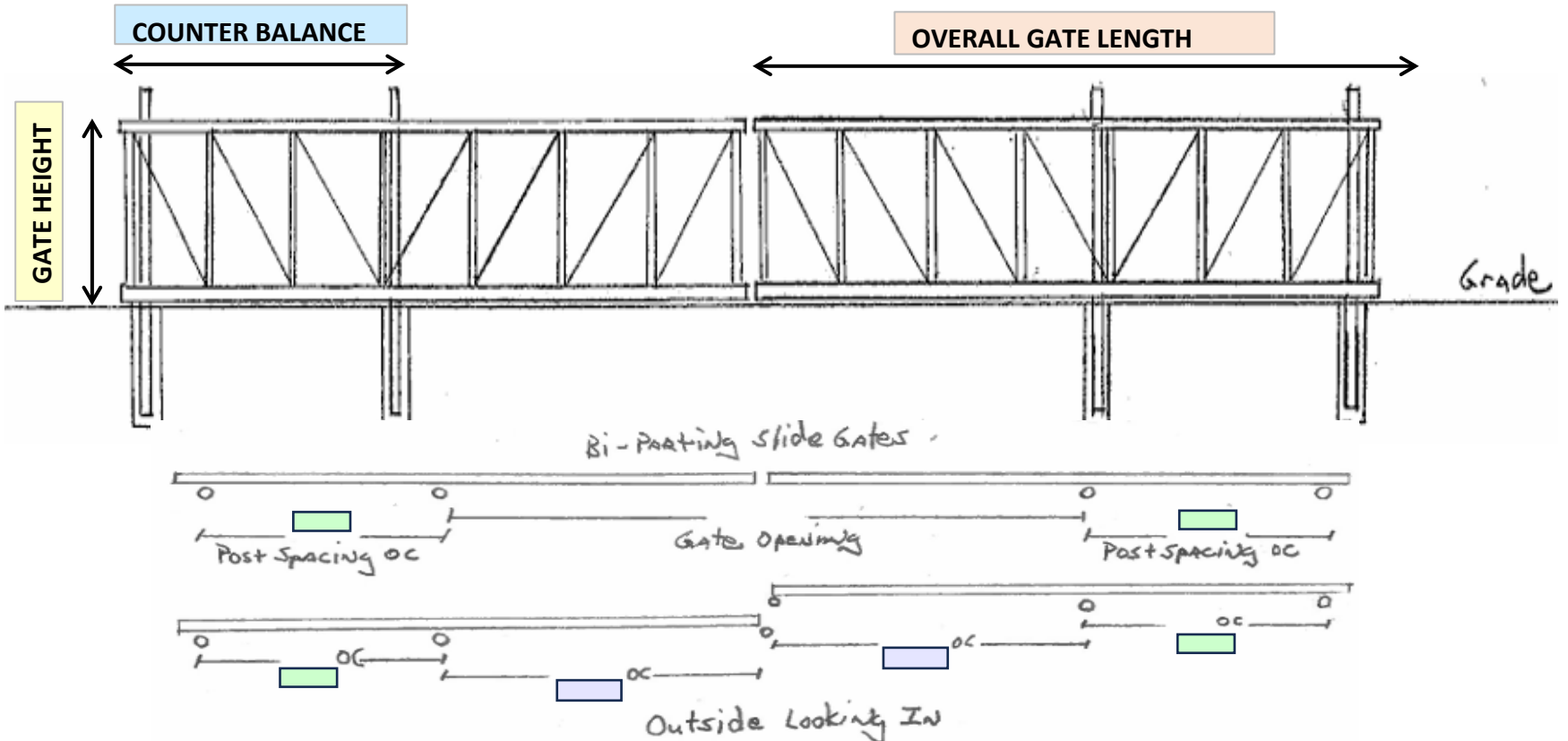
By signing below, you acknowledge and approve the gate described above. This gate is a custom-made item, non-refundable, and may not be returned or cancelled.

CUSTOMER SIGNATURE: _____

DATE: _____



CUSTOMER NAME: _____
 JOB NAME: _____
 TODAY'S DATE: _____
 PICK UP DATE: _____
 MODE OF TRANSPORT: _____



GATE DETAILS - CANTILEVER SLIDE/ROLLER GATE		
<p>DIRECTIONS: WHEN ORDERING GATES FIGURE LOOKING FROM THE OUTSIDE. CIRCLE THE APPROPRIATE DRAWING FOR THE SLIDE DIRECTION.</p>		
FRAME COLOR: GALVANIZED OR BLACK	GATE HEIGHT + BARB:	GATE HEIGHT (FABRIC ONLY):
FRAME ONLY? YES OR NO	OVERALL GATE LENGTH:	COUNTER BALANCE LENGTH:
FABRIC FILL COLOR: GALVANIZED _____ BLACK _____ FABRIC GAUGE: 9GA. OR 8GA.	BALANCE POST TO GATE POST MEASURE: _____ OC	
	GATE POST TO LATCH POST MEASURE: _____ OC *Applies to single slide gate only*	
BRIDGING: YES OR NO	WIRE ENTIRE GATE OR WIRE THE OPENING ONLY *If an operator is to be installed - the whole gate needs to be wired*	
GATE FRAME SPECS: - 2 1/2" HORIZONTAL BRACE - 2" VERTICAL BRACE - 1 5/8" DIAGONAL BRACE	POST SIZE: _____" - FOR NYLON ROLLER & LATCH	

ACKNOWLEDGEMENT

By signing below, you acknowledge and approve the gate described above. This gate is a custom-made item, non-refundable, and may not be returned or cancelled.

CUSTOMER SIGNATURE: _____ DATE: _____