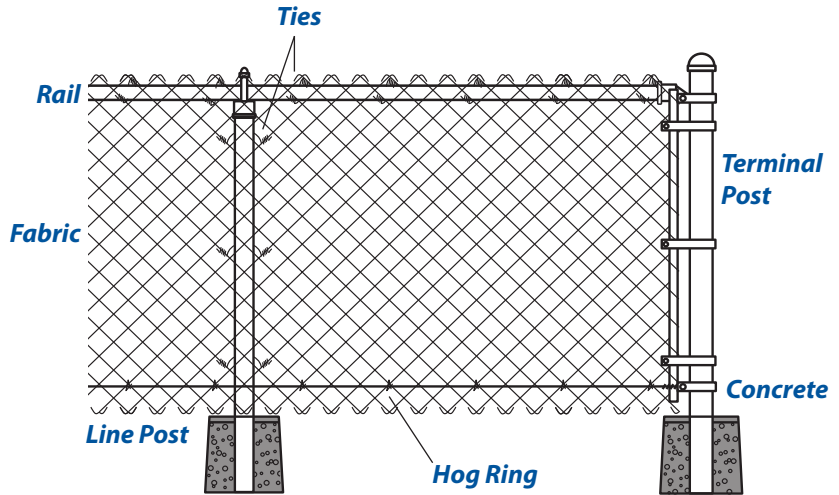


Check List

Find all of the products in sections:


- A** Fabric
- B** Pipe and Tube
- C** Fittings
- D** Accessories



Fence - Fabric, Line Post

Fabric

Same length as fence, minus gate openings.



A

Rail

Same length as fabric.



B

Line Post

Space line posts equally, maximum 10' span.



B

Bottom Tension Wire (Optional)

Same length as fence, minus gate openings.



D

Sleeve

Use to join Plain End top rails.



C

Eye Top

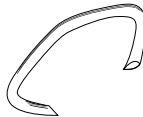
1 for each line post.



C

Hog Rings (Optional)

Clips tension wire to fabric, 1 for every 24".



D

Ties

Connects top rail to fabric, 1 for every 24" of top rail.



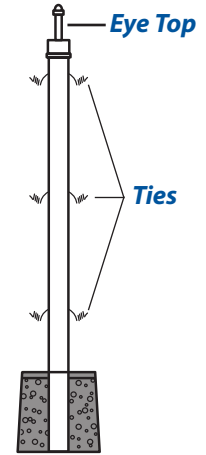
C

Ties

Connects line post to fabric, 1 for every 12" of line post.




C



Fence - Terminal Post

Terminal Post

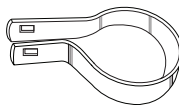
Larger diameter for end, corner posts, pull posts.



B

Tension Band

Secures tension bar/fabric to posts. Use 1 for each foot in height.



C

Brace Band

1 for each rail end. 1 for each tension wire connection.



C

Carriage Bolt

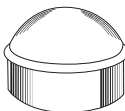
1 for each tension band. 1 for each brace band.



D

Post Cap

1 for each terminal post.



C

Rail End

1 for each terminal post. 2 for each corner post.



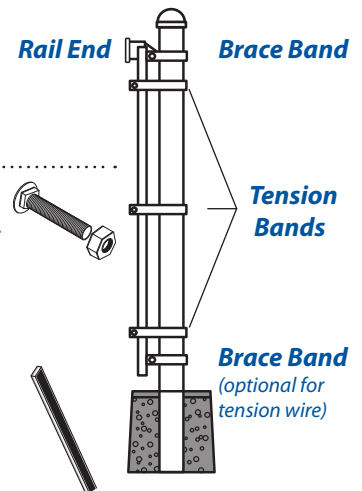
C

Tension Bar

1 for each end post. 2 for each corner post.



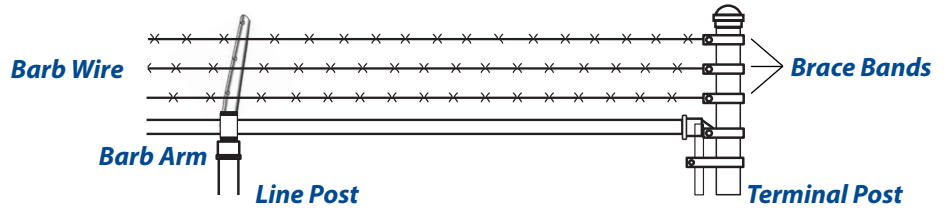
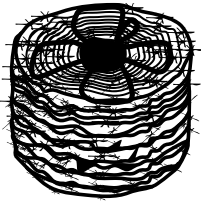
C



TOOLS

CONCRETE, TAPE MEASURE, STRING & STAKES, POST HOLE DIGGER, WHEELBARROW, SHOVEL, CARPENTER'S LEVEL, PIPE CUTTER, FENCE STRETCHER, HAND WINCH, PLIERS, HOG RING PLIERS

Fence - Add Barb Wire



Barb Wire

Same length as fence.



Barb Arm

1 for each line post.
Replaces eye tops.




Brace Band

1 for each rail end.
1 for each barb wire connection.



Carriage Bolt

1 for each brace band.



D

C

C

D

Fence - Add Middle Rail or Bottom Rail

Rail



Same length as fence, minus gate openings.

B

Option 1 for Line Posts

180° Brace Band

1 for each line post.

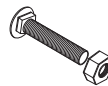
C



Carriage Bolt

2 for each 180° brace band.

D



Rail End

1 for each terminal post.
2 for each line or corner post.

C



Option 2 for Line Posts

Line Rail Clamp

1 for each line post.

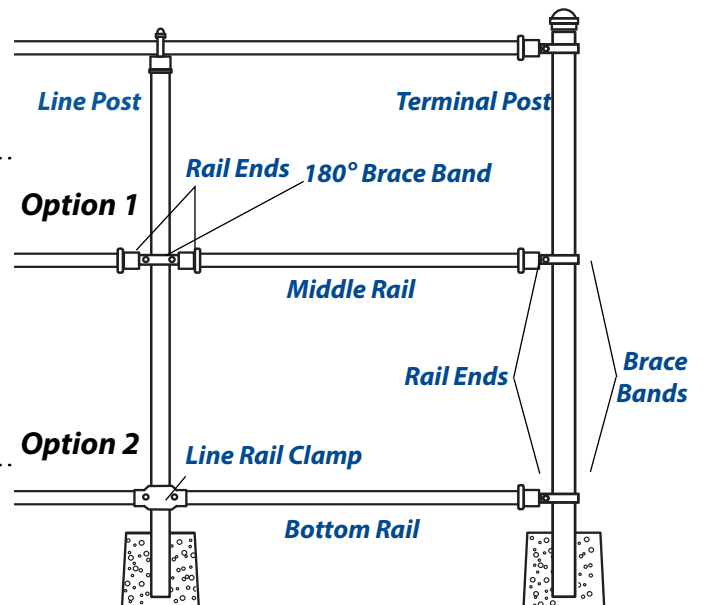
C



Carriage Bolt

2 for each line rail clamp.

D



Fence - Add Brace and Truss

Rail



Length from term post to line post

B

Truss Rod

1 for each end post.
2 for each corner post.

C



Brace Band

1 for each rail end.

C



Rail End

1 for each terminal post.

C



Truss Tightener

1 for each truss rod.

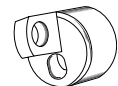
C



Truss Rail End

1 for each truss rod.

C



Carriage Bolt

1 for each brace band.

D

